

Exercise 11.1

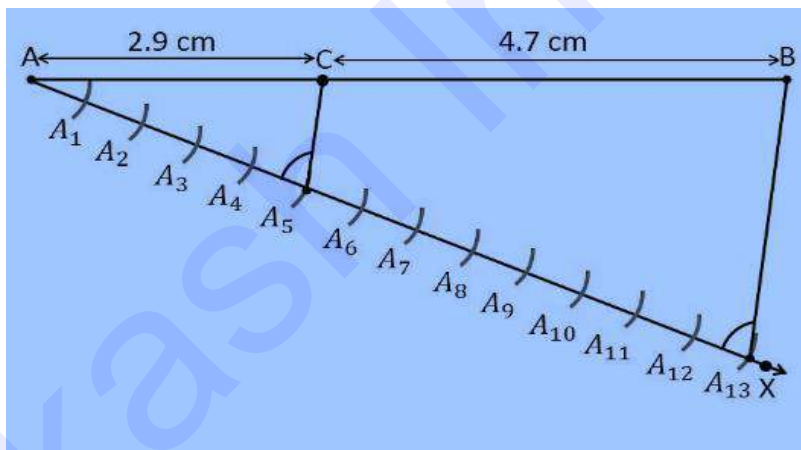
In each of the following, give the justification of the construction also:

1. Draw a line segment of length 7.6 cm and divide it in the ratio 5 : 8. Measure the two parts.

Construction Procedure:

A line segment with a measure of 7.6 cm length is divided in the ratio of 5:8 as follows.

1. Draw line segment AB with the length measure of 7.6 cm
2. Draw a ray AX that makes an acute angle with line segment AB.
3. Locate the points i.e., 13 (= 5+8) points, such as A₁, A₂, A₃, A₄ A₁₃, on the ray AX such that it becomes AA₁ = A₁A₂ = A₂A₃ and so on.
4. Join the line segment and the ray, BA₁₃.
5. Through the point A₅, draw a line parallel to BA₁₃ which makes an angle equal to ∠AA₁₃B
6. The point A₅ which intersects the line AB at point C.
7. C is the point divides line segment AB of 7.6 cm in the required ratio of 5:8.
8. Now, measure the lengths of the line AC and CB. It comes out to the measure of 2.9 cm and 4.7 cm respectively.



Justification:

The construction of the given problem can be justified by proving that

$$AC/CB = 5/8$$

By construction, we have A₅C || A₁₃B. From Basic proportionality theorem for the triangle AA₁₃B, we get $AC/CB = AA_5/A_5A_{13}$ (1)

From the figure constructed, it is observed that AA₅ and A₅A₁₃ contain 5 and 8 equal divisions of line segments respectively.

Therefore, it becomes

$$AA_5/A_5A_{13} = 5/8 \dots (2)$$

Compare the equations (1) and (2), we obtain

$$AC/CB = 5/8$$

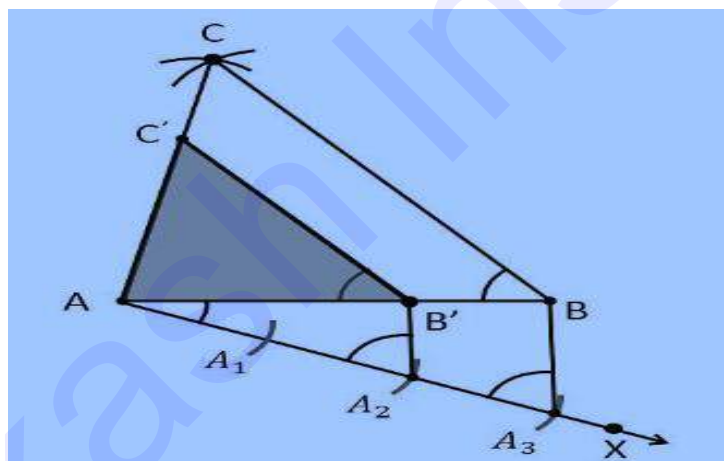
Hence, Justified.

NCERT Solutions for Class 10 Maths Chapter 11 – Constructions

2. Construct a triangle of sides 4 cm, 5 cm and 6 cm and then a triangle similar to it whose sides are $\frac{2}{3}$ of the corresponding sides of the first triangle.

Construction Procedure:

1. Draw a line segment AB which measures 4 cm, i.e., $AB = 4$ cm.
2. Take the point A as centre, and draw an arc of radius 5 cm.
3. Similarly, take the point B as its centre, and draw an arc of radius 6 cm .
4. The arcs drawn will intersect each other at point C.
5. Now, we obtained $AC = 5$ cm and $BC = 6$ cm and therefore $\triangle ABC$ is the required triangle.
6. Draw a ray AX which makes an acute angle with the line segment AB on the opposite side of vertex C.
7. Locate 3 points such as A_1, A_2, A_3 (as 3 is greater between 2 and 3) on line AX such that it becomes $AA_1 = A_1A_2 = A_2A_3$.
8. Join the point BA_3 and draw a line through A_2 which is parallel to the line BA_3 that intersect AB at point B' .
9. Through the point B' , draw a line parallel to the line BC that intersect the line AC at C' .
10. Therefore, $\triangle AB'C'$ is the required triangle.



Justification:

The construction of the given problem can be justified by proving that

$$AB' = \left(\frac{2}{3}\right)AB$$

$$B'C' = \left(\frac{2}{3}\right)BC$$

$$AC' = \left(\frac{2}{3}\right)AC$$

From the construction, we get $B'C' \parallel BC$

$$\therefore \angle AB'C' = \angle ABC \text{ (Corresponding angles)}$$

In $\triangle AB'C'$ and $\triangle ABC$,

$$\angle ABC = \angle AB'C' \text{ (Proved above)}$$

$$\angle BAC = \angle B'AC' \text{ (Common)}$$

$$\therefore \triangle AB'C' \sim \triangle ABC \text{ (From AA similarity criterion)}$$

$$\text{Therefore, } \frac{AB'}{AB} = \frac{B'C'}{BC} = \frac{AC'}{AC} \dots (1)$$

In $\triangle AB'C'$ and $\triangle ABC$,

NCERT Solutions for Class 10 Maths Chapter 11 – Constructions

$$\angle A_2AB' = \angle A_3AB \text{ (Common)}$$

From the corresponding angles, we get,

$$\angle AA_2B' = \angle AA_3B$$

Therefore, from the AA similarity criterion, we obtain

$$\triangle AA_2B' \text{ and } \triangle AA_3B$$

$$\text{So, } AB'/AB = AA_2/AA_3$$

$$\text{Therefore, } AB'/AB = 2/3 \dots\dots (2)$$

From the equations (1) and (2), we get

$$AB'/AB = B'C'/BC = AC'/AC = 2/3$$

This can be written as

$$AB' = (2/3)AB$$

$$B'C' = (2/3)BC$$

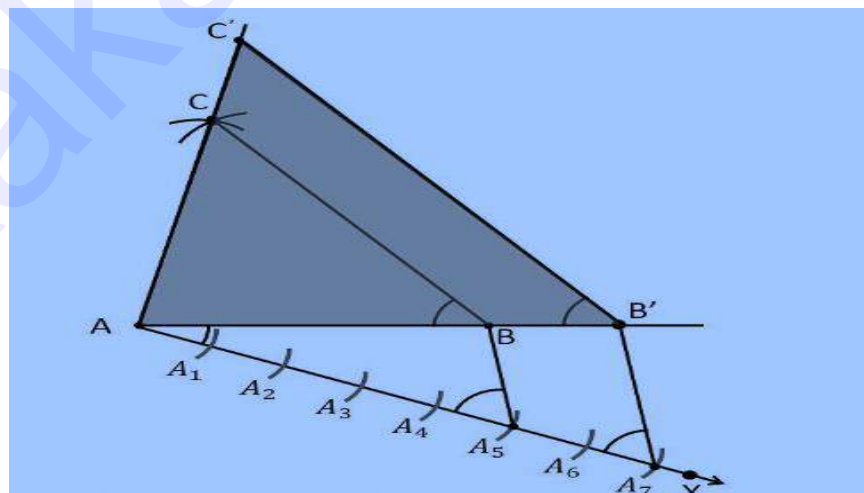
$$AC' = (2/3)AC$$

Hence, justified.

3. Construct a triangle with sides 5 cm, 6 cm and 7 cm and then another triangle whose sides are 7/5 of the corresponding sides of the first triangle

Construction Procedure:

1. Draw a line segment $AB = 5$ cm.
2. Take A and B as centre, and draw the arcs of radius 6 cm and 5 cm respectively.
3. These arcs will intersect each other at point C and therefore $\triangle ABC$ is the required triangle with the length of sides as 5 cm, 6 cm, and 7 cm respectively.
4. Draw a ray AX which makes an acute angle with the line segment AB on the opposite side of vertex C.
5. Locate the 7 points such as $A_1, A_2, A_3, A_4, A_5, A_6, A_7$ (as 7 is greater between 5 and 7), on line AX such that it becomes $AA_1 = A_1A_2 = A_2A_3 = A_3A_4 = A_4A_5 = A_5A_6 = A_6A_7$
6. Join the points BA_5 and draw a line from A_7 to BA_5 which is parallel to the line BA_5 where it intersects the extended line segment AB at point B' .
7. Now, draw a line from B' the extended line segment AC at C' which is parallel to the line BC and it intersects to make a triangle.
8. Therefore, $\triangle AB'C'$ is the required triangle.



NCERT Solutions for Class 10 Maths Chapter 11 – Constructions

Justification:

The construction of the given problem can be justified by proving that

$$AB' = (7/5)AB$$

$$B'C' = (7/5)BC$$

$$AC' = (7/5)AC$$

From the construction, we get $B'C' \parallel BC$

$\therefore \angle AB'C' = \angle ABC$ (Corresponding angles)

In $\triangle AB'C'$ and $\triangle ABC$,

$\angle ABC = \angle AB'C'$ (Proved above)

$\angle BAC = \angle B'AC'$ (Common)

$\therefore \triangle AB'C' \sim \triangle ABC$ (From AA similarity criterion)

Therefore, $AB'/AB = B'C'/BC = AC'/AC \dots (1)$

In $\triangle AA_7B'$ and $\triangle AA_5B$,

$\angle A_7AB' = \angle A_5AB$ (Common)

From the corresponding angles, we get,

$$\angle A_7B' = \angle A_5B$$

Therefore, from the AA similarity criterion, we obtain

$\triangle AA_2B'$ and $\triangle AA_3B$

So, $AB'/AB = AA_5/AA_7$

Therefore, $AB'/AB = 5/7 \dots (2)$

From the equations (1) and (2), we get

$$AB'/AB = B'C'/BC = AC'/AC = 7/5$$

This can be written as

$$AB' = (7/5)AB$$

$$B'C' = (7/5)BC$$

$$AC' = (7/5)AC$$

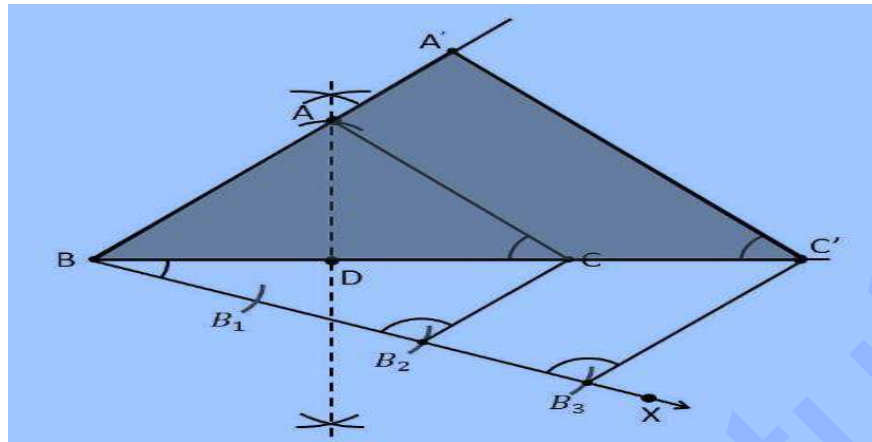
Hence, justified.

4. Construct an isosceles triangle whose base is 8 cm and altitude 4 cm and then another triangle whose sides are $1\frac{1}{2}$ times the corresponding sides of the isosceles triangle

Construction Procedure:

1. Draw a line segment BC with the measure of 8 cm.
2. Now draw the perpendicular bisector of the line segment BC and intersect at the point D
3. Take the point D as centre and draw an arc with the radius of 4 cm which intersect the perpendicular bisector at the point A
4. Now join the lines AB and AC and the triangle is the required triangle.
5. Draw a ray BX which makes an acute angle with the line BC on the side opposite to the vertex A.
6. Locate the 3 points B_1, B_2 and B_3 on the ray BX such that $BB_1 = B_1B_2 = B_2B_3$
9. Join the points B_2C and draw a line from B_3 which is parallel to the line B_2C where it intersect the extended line segment BC at point C' .
10. Now, draw a line from C' the extended line segment AC at A' which is parallel to the line AC and it intersects to make a triangle.
11. Therefore, $\triangle A'BC'$ is the required triangle.

NCERT Solutions for Class 10 Maths Chapter 11 – Constructions



Justification:

The construction of the given problem can be justified by proving that

$$A'B = \frac{3}{2}AB$$

$$BC' = \frac{3}{2}BC$$

$$A'C' = \frac{3}{2}AC$$

From the construction, we get $A'C' \parallel AC$

$$\therefore \angle A'C'B = \angle ACB \text{ (Corresponding angles)}$$

In $\Delta A'BC'$ and ΔABC ,

$$\angle B = \angle B \text{ (common)}$$

$$\angle A'BC' = \angle ACB$$

$$\therefore \Delta A'BC' \sim \Delta ABC \text{ (From AA similarity criterion)}$$

$$\text{Therefore, } A'B/AB = BC'/BC = A'C'/AC$$

Since the corresponding sides of the similar triangle are in the same ratio, it becomes

$$A'B/AB = BC'/BC = A'C'/AC = 3/2$$

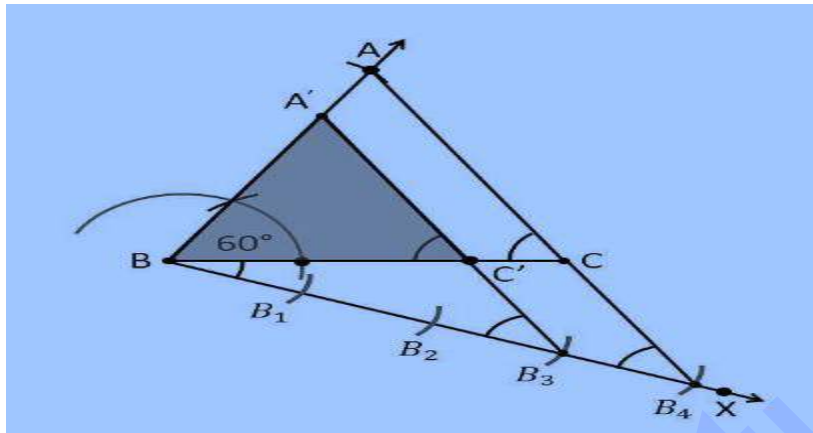
Hence, justified.

5. Draw a triangle ABC with side BC = 6 cm, AB = 5 cm and $\angle ABC = 60^\circ$. Then construct a triangle whose sides are $3/4$ of the corresponding sides of the triangle ABC.

Construction Procedure:

1. Draw a ΔABC with base side $BC = 6$ cm, and $AB = 5$ cm and $\angle ABC = 60^\circ$.
2. Draw a ray BX which makes an acute angle with BC on the opposite side of vertex A .
3. Locate 4 points (as 4 is greater in 3 and 4), such as B_1, B_2, B_3, B_4 , on line segment BX .
4. Join the points B_4C and also draw a line through B_3 , parallel to B_4C intersecting the line segment BC at C' .
5. Draw a line through C' parallel to the line AC which intersects the line AB at A' .
6. Therefore, $\Delta A'BC'$ is the required triangle

NCERT Solutions for Class 10 Maths Chapter 11 – Constructions



Justification:

The construction of the given problem can be justified by proving that
 Since the scale factor is $\frac{3}{4}$, we need to prove

$$A'B = \left(\frac{3}{4}\right)AB$$

$$BC' = \left(\frac{3}{4}\right)BC$$

$$A'C' = \left(\frac{3}{4}\right)AC$$

From the construction, we get $A'C' \parallel AC$

In $\Delta A'BC'$ and ΔABC ,

$$\therefore \angle A'C'B = \angle ACB \text{ (Corresponding angles)}$$

$$\angle B = \angle B \text{ (common)}$$

$$\therefore \Delta A'BC' \sim \Delta ABC \text{ (From AA similarity criterion)}$$

Since the corresponding sides of the similar triangle are in the same ratio, it becomes

$$\text{Therefore, } A'B/AB = BC'/BC = A'C'/AC$$

$$\text{So, it becomes } A'B/AB = BC'/BC = A'C'/AC = \frac{3}{4}$$

Hence, justified.

6. Draw a triangle ABC with side $BC = 7$ cm, $\angle B = 45^\circ$, $\angle A = 105^\circ$. Then, construct a triangle whose sides are $\frac{4}{3}$ times the corresponding sides of ΔABC .

To find $\angle C$:

Given:

$$\angle B = 45^\circ, \angle A = 105^\circ$$

We know that,

Sum of all interior angles in a triangle is 180° .

$$\angle A + \angle B + \angle C = 180^\circ$$

$$105^\circ + 45^\circ + \angle C = 180^\circ$$

$$\angle C = 180^\circ - 150^\circ$$

$$\angle C = 30^\circ$$

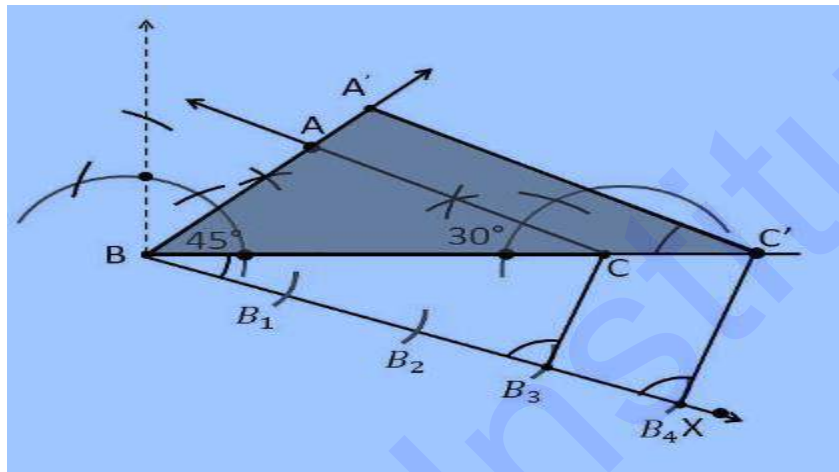
So, from the property of triangle, we get $\angle C = 30^\circ$

Construction Procedure:

The required triangle can be drawn as follows.

NCERT Solutions for Class 10 Maths Chapter 11 – Constructions

1. Draw a ΔABC with side measures of base $BC = 7$ cm, $\angle B = 45^\circ$, and $\angle C = 30^\circ$.
2. Draw a ray BX makes an acute angle with BC on the opposite side of vertex A .
3. Locate 4 points (as 4 is greater in 4 and 3), such as B_1, B_2, B_3, B_4 , on the ray BX .
4. Join the points B_3C .
5. Draw a line through B_4 parallel to B_3C which intersects the extended line BC at C' .
6. Through C' , draw a line parallel to the line AC that intersects the extended line segment at A' .
7. Therefore, $\Delta A'BC'$ is the required triangle.



Justification:

The construction of the given problem can be justified by proving that
Since the scale factor is $\frac{4}{3}$, we need to prove

$$A'B = \frac{4}{3}AB$$

$$BC' = \frac{4}{3}BC$$

$$A'C' = \frac{4}{3}AC$$

From the construction, we get $A'C' \parallel AC$

In $\Delta A'BC'$ and ΔABC ,

$$\therefore \angle A'C'B = \angle ACB \text{ (Corresponding angles)}$$

$$\angle B = \angle B \text{ (common)}$$

$$\therefore \Delta A'BC' \sim \Delta ABC \text{ (From AA similarity criterion)}$$

Since the corresponding sides of the similar triangle are in the same ratio, it becomes

$$\text{Therefore, } \frac{A'B}{AB} = \frac{BC'}{BC} = \frac{A'C'}{AC}$$

$$\text{So, it becomes } \frac{A'B}{AB} = \frac{BC'}{BC} = \frac{A'C'}{AC} = \frac{4}{3}$$

Hence, justified.

7. Draw a right triangle in which the sides (other than hypotenuse) are of lengths 4 cm and 3 cm. Then construct another triangle whose sides are $\frac{5}{3}$ times the corresponding sides of the given triangle.

Given:

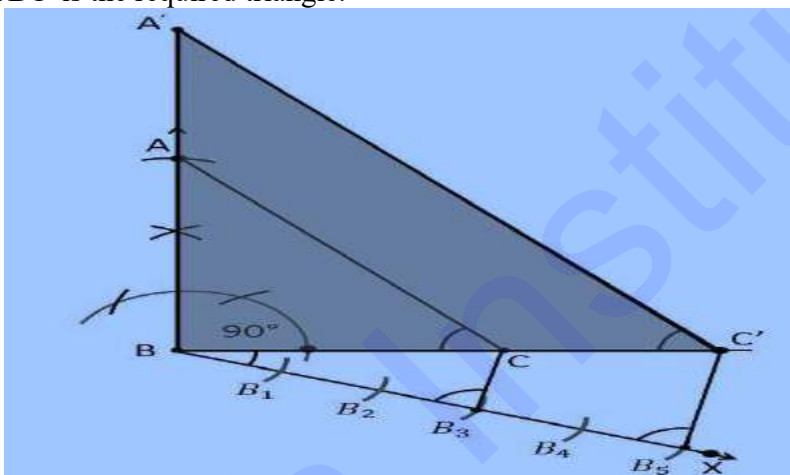
The sides other than hypotenuse are of lengths 4cm and 3cm. It defines that the sides are perpendicular to each other

Construction Procedure:

The required triangle can be drawn as follows.

NCERT Solutions for Class 10 Maths Chapter 11 – Constructions

1. Draw a line segment $BC = 3$ cm.
2. Now measure and draw $\angle = 90^\circ$
3. Take B as centre and draw an arc with the radius of 4 cm and intersects the ray at the point B.
4. Now, join the lines AC and the triangle ABC is the required triangle.
5. Draw a ray BX makes an acute angle with BC on the opposite side of vertex A.
6. Locate 5 such as $B_1, B_2, B_3, B_4,$ on the ray BX such that $BB_1 = B_1B_2 = B_2B_3 = B_3B_4 = B_4B_5$
7. Join the points B_3C .
8. Draw a line through B_5 parallel to B_3C which intersects the extended line BC at C' .
9. Through C' , draw a line parallel to the line AC that intersects the extended line AB at A' .
10. Therefore, $\Delta A'BC'$ is the required triangle.



Justification:

The construction of the given problem can be justified by proving that

Since the scale factor is $5/3$, we need to prove

$$A'B = (5/3)AB$$

$$BC' = (5/3)BC$$

$$A'C' = (5/3)AC$$

From the construction, we get $A'C' \parallel AC$

In $\Delta A'BC'$ and ΔABC ,

$$\therefore \angle A'C'B = \angle ACB \text{ (Corresponding angles)}$$

$$\angle B = \angle B \text{ (common)}$$

$$\therefore \Delta A'BC' \sim \Delta ABC \text{ (From AA similarity criterion)}$$

Since the corresponding sides of the similar triangle are in the same ratio, it becomes

$$\text{Therefore, } A'B/AB = BC'/BC = A'C'/AC$$

$$\text{So, it becomes } A'B/AB = BC'/BC = A'C'/AC = 5/3$$

Hence, justified.

Exercise 11.2

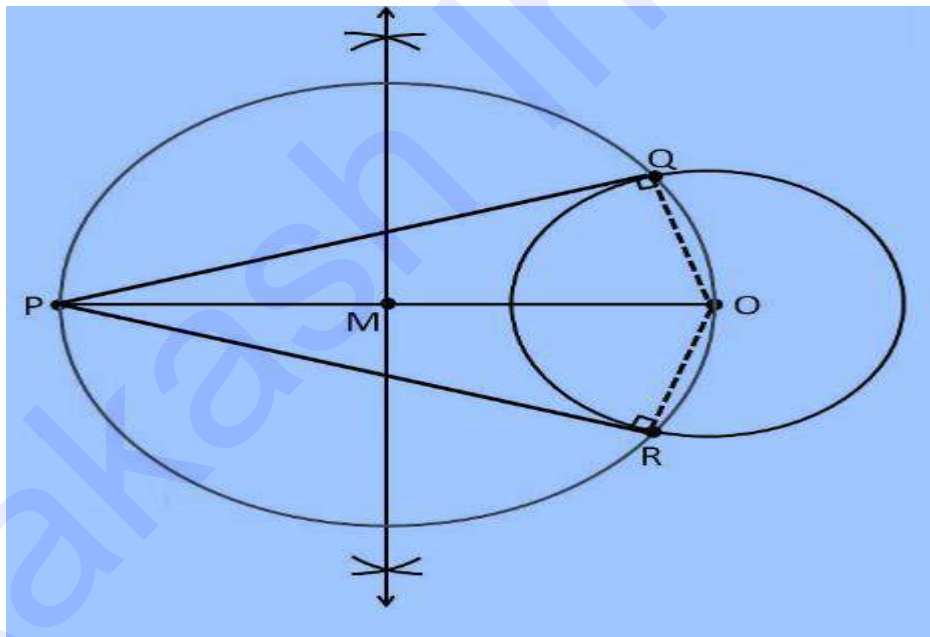
In each of the following, give the justification of the construction also:

1. Draw a circle of radius 6 cm. From a point 10 cm away from its centre, construct the pair of tangents to the circle and measure their lengths.

Construction Procedure:

The construction to draw a pair of tangents to the given circle is as follows.

1. Draw a circle with radius = 6 cm with centre O.
2. Locate a point P, which is 10 cm away from O.
3. Join the points O and P through line
4. Draw the perpendicular bisector of the line OP.
5. Let M be the mid-point of the line PO.
6. Take M as centre and measure the length of MO
7. The length MO is taken as radius and draw a circle.
8. The circle drawn with the radius of MO, intersect the previous circle at point Q and R.
9. Join PQ and PR.
10. Therefore, PQ and PR are the required tangents.



Justification:

The construction of the given problem can be justified by proving that PQ and PR are the tangents to the circle of radius 6cm with centre O.

To prove this, join OQ and OR represented in dotted lines.

From the construction,

$\angle PQR$ is an angle in the semi-circle.

We know that angle in a semi-circle is a right angle, so it becomes,

$$\therefore \angle PQR = 90^\circ$$

NCERT Solutions for Class 10 Maths Chapter 11 – Constructions

Such that

$$\Rightarrow OQ \perp PQ$$

Since OQ is the radius of the circle with radius 6 cm, PQ must be a tangent of the circle.

Similarly, we can prove that PR is a tangent of the circle.

Hence, justified.

2. Construct a tangent to a circle of radius 4 cm from a point on the concentric circle of radius 6 cm and measure its length. Also verify the measurement by actual calculation.

Construction Procedure:

For the given circle, the tangent can be drawn as follows.

1. Draw a circle of 4 cm radius with centre "O".
2. Again, take O as centre draw a circle of radius 6 cm.
3. Locate a point P on this circle
4. Join the points O and P through lines such that it becomes OP.
5. Draw the perpendicular bisector to the line OP
6. Let M be the mid-point of PO.
7. Draw a circle with M as its centre and MO as its radius
8. The circle drawn with the radius OM, intersect the given circle at the points Q and R.
9. Join PQ and PR.
10. PQ and PR are the required tangents.

From the construction, it is observed that PQ and PR are of length 4.47 cm each.

It can be calculated manually as follows

In ΔPQO ,

Since PQ is a tangent,

$$\angle PQO = 90^\circ. PO = 6\text{cm and } QO = 4\text{ cm}$$

Applying Pythagoras theorem in ΔPQO ,

$$\text{we obtain } PQ^2 + QO^2 = PO^2$$

$$PQ^2 + (4)^2 = (6)^2$$

$$PQ^2 + 16 = 36$$

$$PQ^2 = 36 - 16$$

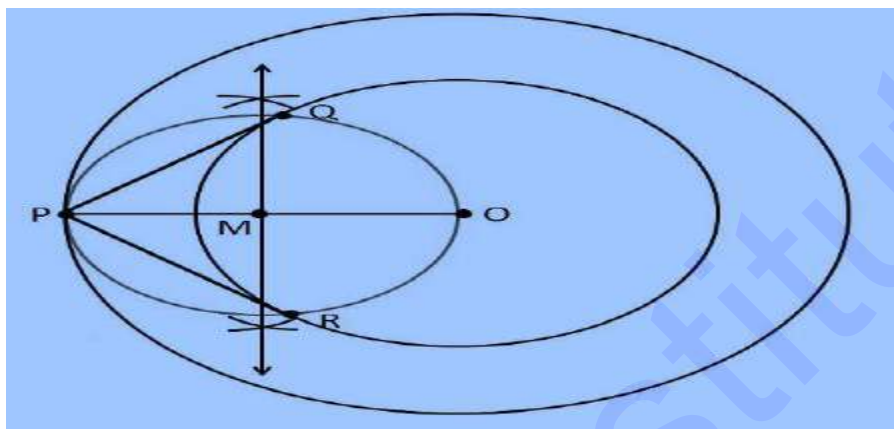
$$PQ^2 = 20$$

$$PQ = 2\sqrt{5}$$

$$PQ = 4.47\text{ cm}$$

Therefore, the tangent length PQ = 4.47

NCERT Solutions for Class 10 Maths Chapter 11 – Constructions



Justification:

The construction of the given problem can be justified by proving that PQ and PR are the tangents to the circle of radius 4 cm with centre O.

To prove this, join OQ and OR represented in dotted lines.

From the construction,

$\angle PQO$ is an angle in the semi-circle.

We know that angle in a semi-circle is a right angle, so it becomes,

$$\therefore \angle PQO = 90^\circ$$

Such that

$$\Rightarrow OQ \perp PQ$$

Since OQ is the radius of the circle with radius 4 cm, PQ must be a tangent of the circle.

Similarly, we can prove that PR is a tangent of the circle.

Hence, justified.

3. Draw a circle of radius 3 cm. Take two points P and Q on one of its extended diameter each at a distance of 7 cm from its centre. Draw tangents to the circle from these two points P and Q

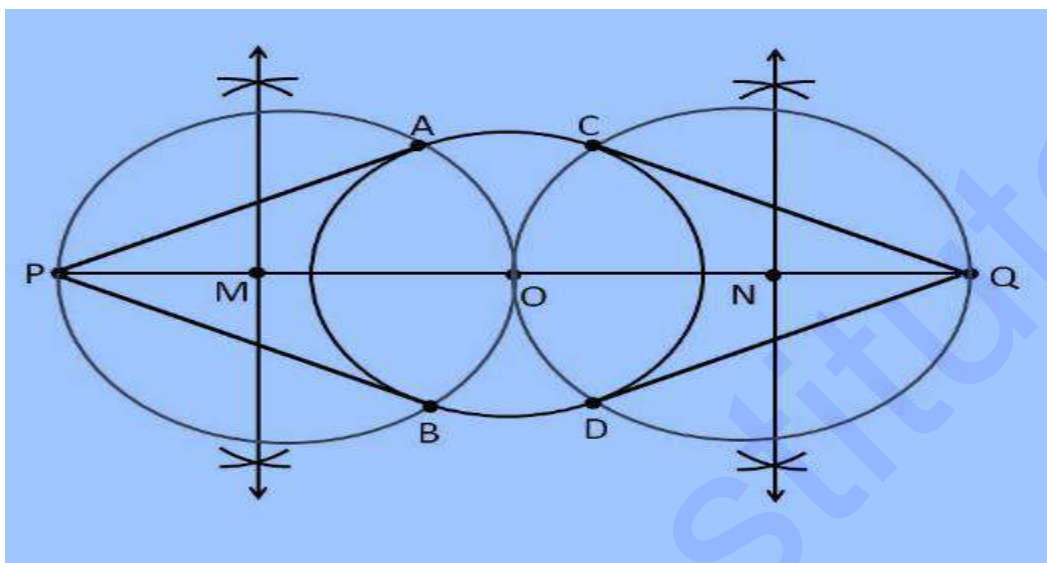
Construction Procedure:

The tangent for the given circle can be constructed as follows.

1. Draw a circle with a radius of 3cm with centre "O".
2. Draw a diameter of a circle and it extends 7 cm from the centre and mark it as P and Q.
3. Draw the perpendicular bisector of the line PO and mark the midpoint as M.
4. Draw a circle with M as centre and MO as radius
5. Now join the points PA and PB in which the circle with radius MO intersects the circle of circle 3cm.
6. Now PA and PB are the required tangents.
7. Similarly, from the point Q, we can draw the tangents.

NCERT Solutions for Class 10 Maths Chapter 11 – Constructions

8. From that, QC and QD are the required tangents.



Justification:

The construction of the given problem can be justified by proving that PA and PB are the tangents to the circle of radius 3 cm with centre O.

To prove this, join OA and OB.

From the construction,

$\angle PAO$ is an angle in the semi-circle.

We know that angle in a semi-circle is a right angle, so it becomes,

$$\therefore \angle PAO = 90^\circ$$

Such that

$$\Rightarrow OA \perp PA$$

Since OA is the radius of the circle with radius 3 cm, PA must be a tangent of the circle.

Similarly, we can prove that PB, QC and QD are the tangent of the circle.

Hence, justified

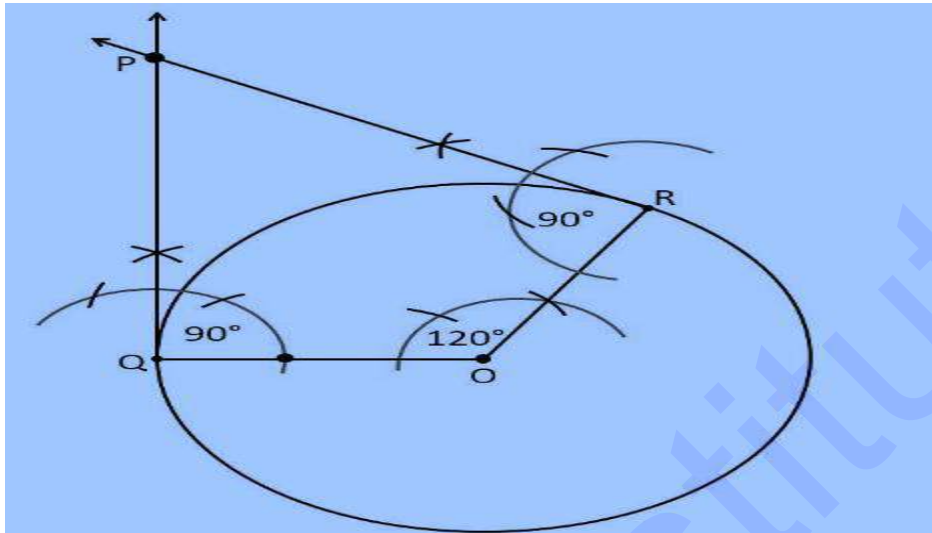
4. Draw a pair of tangents to a circle of radius 5 cm which are inclined to each other at an angle of 60°

Construction Procedure:

The tangents can be constructed in the following manner:

1. Draw a circle of radius 5 cm and with centre as O.
2. Take a point Q on the circumference of the circle and join OQ.
3. Draw a perpendicular to OQ at point Q.
4. Draw a radius OR, making an angle of 120° i.e. $(180^\circ - 60^\circ)$ with OQ.
5. Draw a perpendicular to OR at point R.
6. Now both the perpendiculars intersect at point P.
7. Therefore, PQ and PR are the required tangents at an angle of 60° .

NCERT Solutions for Class 10 Maths Chapter 11 – Constructions



Justification:

The construction can be justified by proving that

$$\angle QPR = 60^\circ$$

By our construction

$$\angle OQP = 90^\circ$$

$$\angle ORP = 90^\circ$$

$$\text{And } \angle QOR = 120^\circ$$

We know that the sum of all interior angles of a quadrilateral = 360°

$$\angle OQP + \angle QOR + \angle ORP + \angle QPR$$

$$= 360^\circ$$

$$90^\circ + 120^\circ + 90^\circ + \angle QPR = 360^\circ$$

$$\text{Therefore, } \angle QPR = 60^\circ$$

Hence Justified

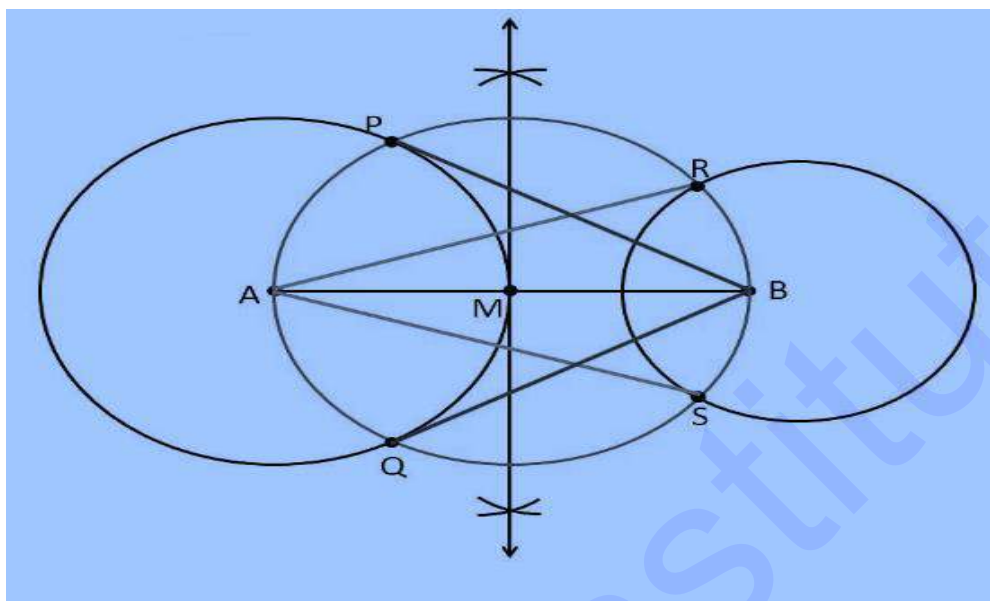
5. Draw a line segment AB of length 8 cm. Taking A as centre, draw a circle of radius 4 cm and taking B as centre, draw another circle of radius 3 cm. Construct tangents to each circle from the centre of the other circle.

Construction Procedure:

The tangent for the given circle can be constructed as follows.

1. Draw a line segment $AB = 8$ cm.
2. Take A as centre and draw a circle of radius 4 cm
3. Take B as centre, draw a circle of radius 3 cm
4. Draw the perpendicular bisector of the line AB and the midpoint is taken as M.
5. Now, take M as centre draw a circle with the radius of MA or MB which intersects the circle at the points P, Q, R and S.
6. Now join AR, AS, BP and BQ
7. Therefore, the required tangents are AR, AS, BP and BQ

NCERT Solutions for Class 10 Maths Chapter 11 – Constructions



Justification:

The construction can be justified by proving that AS and AR are the tangents of the circle (whose centre is B with radius is 3 cm) and BP and BQ are the tangents of the circle (whose centre is A and radius is 4 cm).

From the construction, to prove this, join AP, AQ, BS, and BR.

$\angle ASB$ is an angle in the semi-circle. We know that an angle in a semi-circle is a right angle.

$$\therefore \angle ASB = 90^\circ$$

$$\Rightarrow BS \perp AS$$

Since BS is the radius of the circle, AS must be a tangent of the circle.

Similarly, AR, BP, and BQ are the required tangents of the given circle.

6. Let ABC be a right triangle in which AB = 6 cm, BC = 8 cm and $\angle B = 90^\circ$. BD is the perpendicular from B on AC. The circle through B, C, D is drawn. Construct the tangents from A to this circle.

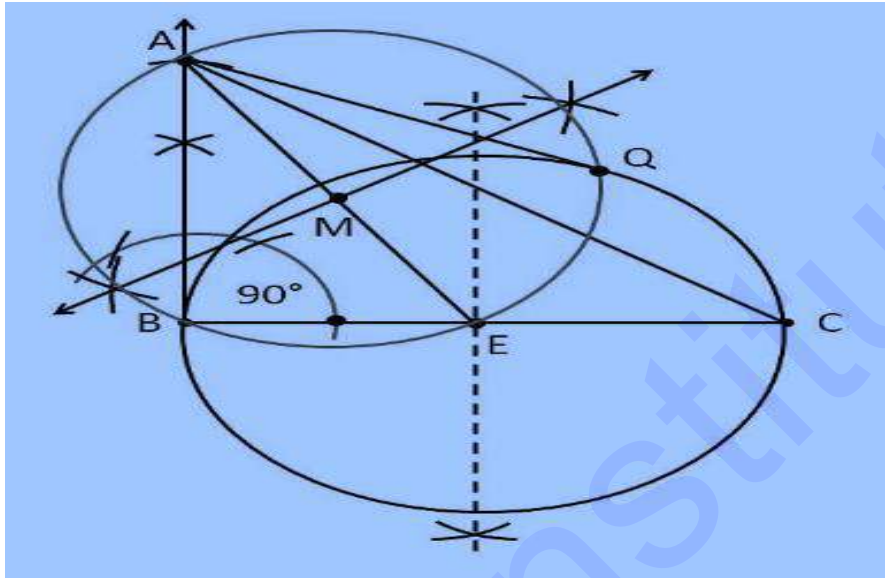
Construction Procedure:

The tangent for the given circle can be constructed as follows

1. Draw the line segment with base BC = 8cm
2. Measure the angle 90° at the point B, such that $\angle B = 90^\circ$.
3. Take B as centre and draw an arc with a measure of 6cm.
4. Let the point be A where the arc intersects the ray.
5. Join the line AC.
6. Therefore, ABC be the required triangle.
7. Now, draw the perpendicular bisector to the line BC and the midpoint is marked as E.
8. Take E as centre and BE or EC measure as radius draw a circle.
9. Join A to the midpoint E of the circle
10. Now, again draw the perpendicular bisector to the line AE and the midpoint is taken as M
11. Take M as Centre and AM or ME measure as radius, draw a circle.

NCERT Solutions for Class 10 Maths Chapter 11 – Constructions

12. This circle intersects the previous circle at the points B and Q
13. Join the points A and Q
14. Therefore, AB and AQ are the required tangents



Justification:

The construction can be justified by proving that AG and AB are the tangents to the circle. From the construction, join EQ .

$\angle AQE$ is an angle in the semi-circle. We know that an angle in a semi-circle is a right angle.

$$\therefore \angle AQE = 90^\circ$$

$$\Rightarrow EQ \perp AQ$$

Since EQ is the radius of the circle, AQ has to be a tangent of the circle.

Similarly, $\angle B = 90^\circ$

$$\Rightarrow AB \perp BE$$

Since BE is the radius of the circle, AB has to be a tangent of the circle.

Hence, justified.

7. Draw a circle with the help of a bangle. Take a point outside the circle. Construct the pair of tangents from this point to the circle.

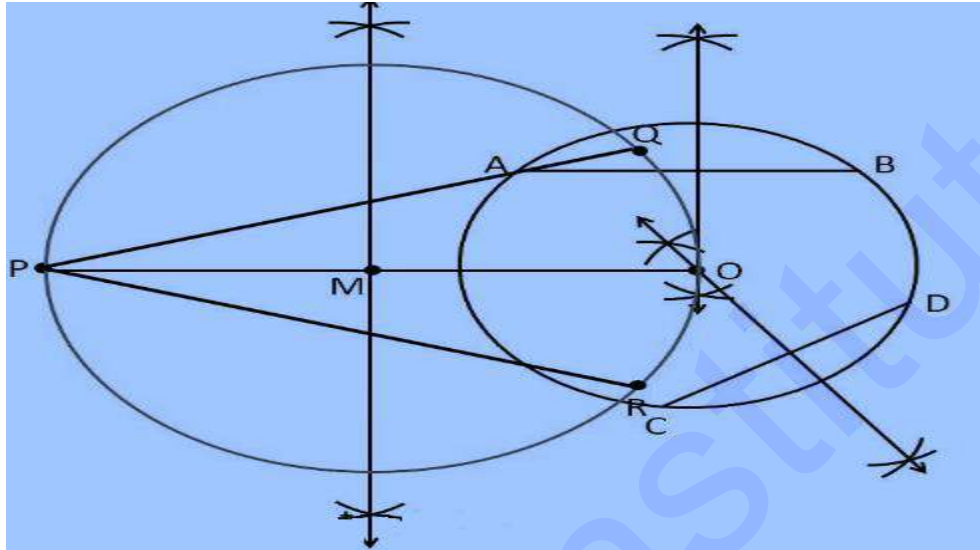
Construction Procedure:

The required tangents can be constructed on the given circle as follows.

1. Draw a circle with the help of a bangle.
2. Draw two non-parallel chords such as AB and CD
3. Draw the perpendicular bisector of AB and CD
4. Take the centre as O where the perpendicular bisector intersects.
5. To draw the tangents, take a point P outside the circle.
6. Join the points O and P .
7. Now draw the perpendicular bisector of the line PO and midpoint is taken as M
8. Take M as centre and MO as radius draw a circle.

NCERT Solutions for Class 10 Maths Chapter 11 – Constructions

9. Let the circle intersects intersect the circle at the points Q and R
10. Now join PQ and PR
11. Therefore, PQ and PR are the required tangents.



Justification:

The construction can be justified by proving that PQ and PR are the tangents to the circle.

Since, O is the centre of a circle, we know that the perpendicular bisector of the chords passes through the centre.

Now, join the points OQ and OR.

We know that perpendicular bisector of a chord passes through the centre.

It is clear that the intersection point of these perpendicular bisectors is the centre of the circle.

Since, $\angle PQR$ is an angle in the semi-circle. We know that an angle in a semi-circle is a right angle.

$$\therefore \angle PQR = 90^\circ$$

$$\Rightarrow OQ \perp PQ$$

Since OQ is the radius of the circle, PQ has to be a tangent of the circle. Similarly,

$$\therefore \angle PRO = 90^\circ$$

$$\Rightarrow OR \perp PR$$

Since OR is the radius of the circle, PR has to be a tangent of the circle

Therefore, PQ and PR are the required tangents of a circle.